

St. Conor's College



Year 8 Revision Guide Winter Exams 2024

Monday 2nd December - Friday 6th December


Name: _____

Class: _____

Living, Learning, Excelling Together

CONTENTS

- EXAM TIMETABLE
- WEEKLY REVISION PLANNER
- TOP TIPS FOR REVISION
- DEALING WITH EXAM STRESS
- REVISION STRATEGIES
- SUBJECT REVISION LISTS
- EXAM PRAYER



USE THIS STUDY GUIDE TO SECURE EXAM SUCCESS.

WORK HARD & GOOD LUCK!

**YEAR 8 WINTER EXAMINATION TIMETABLE
MONDAY 2ND DECEMBER – FRIDAY 6TH DECEMBER**

	Mon 2ND	Tues 3RD	Wed 4TH	Thurs 5TH	Fri 6TH
Period 1	REVISION	REVISION	STUDY DAY	T&D	REVISION
Period 2 & 3	ENGLISH	SCIENCE	STUDY DAY	IRISH	MATHS
Period 4	REVISION	REVISION	STUDY DAY	REVISION	REVISION
Period 5 & 6	HISTORY	RELIGION	STUDY DAY	GEOGRAPHY	FRENCH

**Please Note that WEDNESDAY 4TH DECEMBER is a Revision Day.
All Year 8 pupils will study at home.**



**WEEKLY REVISION PLANNER
NOVEMBER**

Date	Day	Subject	Revision Topics
18	MON		

19	TUE		

20	WED		

21	THUR		

22	FRI		

23	SAT		

24	SUN		



**WEEKLY REVISION PLANNER
NOVEMBER/DECEMBER**

Date	Day	Subject	Revision Topics
25	MON		

26	TUE		

27	WED		

28	THUR		

29	FRI		

30	SAT		

01	SUN		



**WEEKLY REVISION PLANNER
DECEMBER**

Date	Day	Subject	Revision Topics
02	MON		

03	TUE		

04	WED		


05	THUR		

06	FRI		

07	SAT		

08	SAT		

St Conor's College Top Tips for Revision



1. **Study in a quiet place free from distractions.** Switch off your phone, TV, music etc.
2. **Have a designated study time each day.** Try to spend at least 2 hours on schoolwork each night. Complete your homework and use any extra time to do revision.
3. **Make a 'revision timetable' in preparation for your exams.** Use the timetable provided in this booklet and stick to it.
4. **Create and use a variety of study aids.** There are some provided in this booklet. They will help you to memorise and learn the information you need to know.
5. **Get help.** Ask friends, family and teachers to help you.
6. **Take a 5 or 10 minute break every hour and do some exercise, go for a short walk or make a healthy snack.**
7. **Allow yourself time each day to relax and make sure you get 8 hours sleep each night.**
8. **Drink water and eat well.** Eat good brain foods - wholegrain foods, blueberries, broccoli, tomatoes, oily fish, nuts.
9. **Don't panic if you feel a bit nervous.** A certain amount of nervousness actually helps you perform to the best of your ability, producing a rush of adrenaline that helps you to feel alert and focused.
10. **Think positively!** You can and will do well but you need to do the work now





DEALING WITH EXAM STRESS

If stress affects you, try to find ways to maintain a positive attitude and cultivate a positive approach during your revision.



KEEP FIT

by taking some exercise you enjoy



RELAX

perhaps by sitting quietly or meditating



EAT WELL

but healthily



PLANNED TIME AWAY

take some planned time away from study, rather than avoiding revision

THINGS THAT CAN HELP



RECOGNISE ACHIEVEMENTS

be pleased with your achievements as you revise

REWARD YOURSELF

reward yourself with an occasional treat



SLEEP

get sufficient sleep



REVISION STRATEGY 1

MNEMONICS

- A mnemonic (pronounced without the 'M') is used to assist your memory and is about creating a way in which you can remember key information.
- A common mnemonic for remembering lists is to create an easily remembered acronym, or, taking each of the initial letters of the words to be remembered. Anyone can create their own **mnemonic** to aid the memorisation of vital information.
- In summary, you can create a code using rhymes, phrases or acronyms, which help you to recall information that is essential for doing well in your exams.

The planets in order of distance from the sun

	Mercury	My
	Venus	Very
	Earth	Easy
	Mars	Method
	Jupiter	Just
	Saturn	Speeds
	Uranus	Up
	Neptune	Naming
	Pluto*	Planets

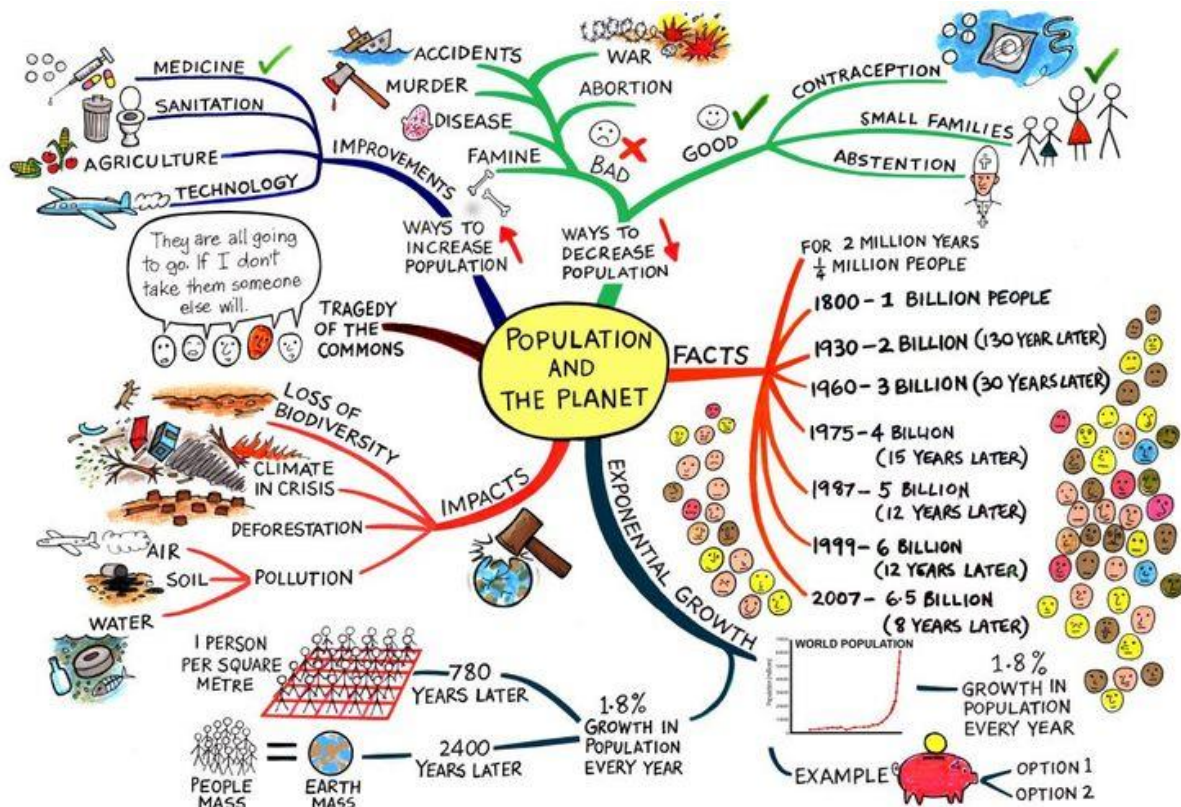
* In 2006, astronomers re-classified Pluto to be a dwarf planet.

**Hey diddle diddle,
the median's the middle;
YOU ADD AND DIVIDE FOR THE MEAN.
The mode is the one that appears the most,
and the range is the difference between.**

REVISION STRATEGY 2

MIND MAPS


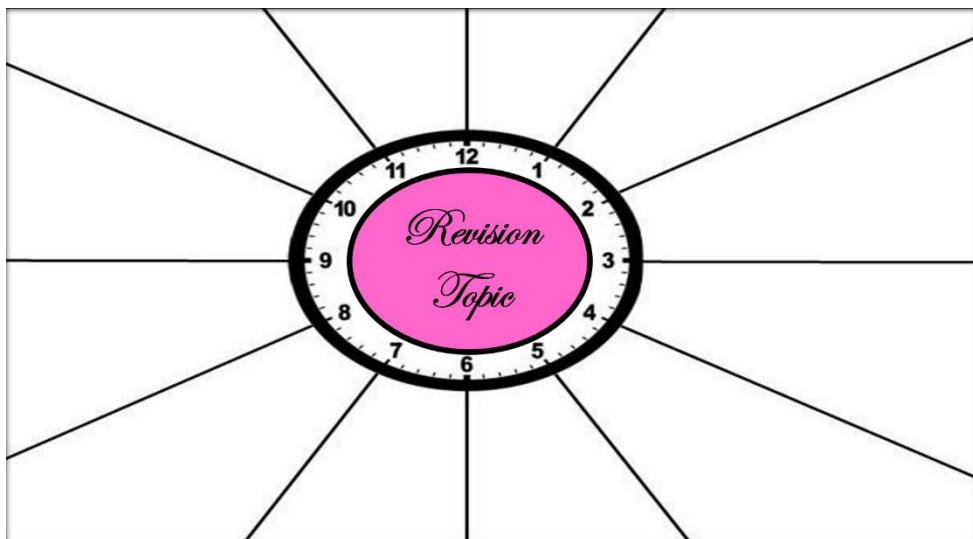
- Mind Maps engage your whole brain in thinking and allow you to see the **big picture** (how all the different ideas are connected to one another)
- The organisation **reflects how the brain remembers**, linking facts and ideas.
- The process of creating a mind map **deepens the learning process**.
- Mind Maps **appeal to your senses** with their visual elements – images and different colours help you to remember your notes.
- More **brain friendly** and allows you to easily recall information.



REVISION STRATEGY 3

REVISION POSTERS & DIAGRAMS

- A revision poster is a good way of summarising your notes and making them more memorable.
- Try to ensure that the key information that you don't already know is included in the poster.
- Use as much colour and as many pictures as possible to highlight any key points.





ENGLISH

Your examination is a **reading** assessment. It will last for one hour. Each question will assess one of the following key skills which are part of the reading process:


- **Finding information**, e.g., Find three sounds relating to the sound of an aeroplane
- **Word meaning**, e.g., What does the word 'liberty' mean in the following line?
- **Inference**, e.g., What can we infer about Maman's attitude towards the Germans when she describes them as 'dogs'?
- **Symbolism**, e.g., Everything Count Dracula wears is black. What do you think the colour black could symbolise?
- **Identifying methods**, e.g., Looking at both extracts, find an example of each of the following techniques used by the writer. (Techniques will be named and you need to find an example of each.)
- **Effect**, e.g., Why do you think the writer ends the extract with a short sentence?
- **Supporting an interpretation / opinion**, e.g., A teacher read both extracts and said 'I don't really think Joelle fully understands the danger she is in. The writer creates a real sense of how life is different now, but I think Joelle doesn't see how bad the situation is.' Pick one of the statements and explain why you agree or disagree with the teacher. (There will be three statements for you to choose from and a space to justify your interpretation or opinion.)

Revision activities

- Reading isn't improved by one strategy alone or by a last-minute quick fix, but rather by continuous focus over the year. You should read often and widely from a variety of genres. (Aim to read for at least 20 minutes every day.)
- Ensure that all the fortnightly reading activities provided in your homework booklet are up to date and completed to the best of your ability.
- To add to this, your teacher will provide you with additional reading comprehension activities containing a variety of practice questions to help develop the skills listed above and prepare you for the exam. Complete all these activities.
- Revise and be able to identify language techniques.
- Know what a paragraph is and ensure you have taken your answers from within the specified paragraphs.
- Ensure you are up to date with your SPG sheets from your homework booklets. Rewrite x3 any spellings you did not get right in your spelling tests so far this term. Work with your teacher to find strategies which work for you.
- Teachers can only credit what they can read. Keep your work legible and practise tidy handwriting with correct punctuation.

On the day of the exam, remember to

- Read the text and questions thoroughly and attempt every question to the best of your ability. Remember you do not need to understand every word in the text to be able to answer all the questions accurately. Do not become discouraged and always put in your best effort. Good luck!



FRENCH

In order to complete this exam, you will need to bring the following materials/equipment:

- A blue or black pen

TOPIC	KNOWLEDGE REQUIRED
	You will need to know and understand:
Greetings	<ul style="list-style-type: none">• Range of greetings – Hello/goodbye etc• Question “ça va?”• Range of responses• Asking someone’s name• Response “je m’appelle”• SPELLING above in FRENCH
Numbers	<ul style="list-style-type: none">• Numbers 1-30• Months of year (les mois)• Age question and answer• Quel age as-tu?
Writing	<ul style="list-style-type: none">• Questions and answers in French on: name, how are you, age

*To aid revision use YouTube to practise songs- numbers, days, months – see videos in Teams.



GEOGRAPHY

In order to complete this exam, you will need to bring the following materials/equipment:

- A blue or black pen

TOPIC	KNOWLEDGE REQUIRED
	You will need to know and understand:
My Home Area	<ul style="list-style-type: none">• Physical, environmental & Human Geography – examples• Physical & Human features around your home
Geography of Ireland	<ul style="list-style-type: none">• Counties in Ireland• Provinces in Ireland• Rivers – Lagan, Foyle, Bann, Shannon, Liffey• Loughs – Lough Neagh, Lough Erne• Mountains – Mourne, Sperrins, Magillicuddy Reeks, Blue Stack Mountains• Major towns in Ireland –Belfast, Derry, Dublin
Europe	<ul style="list-style-type: none">• Be able to locate the following European countries on a map- Ireland, Iceland, France, Germany, Russia, Spain, Poland, Italy, Portugal & Sweden• The Capital Cities of the following European countries – Ireland, UK, France, Italy, Spain, Germany, Poland, Belgium, Sweden & Bulgaria

****Spelling, punctuation and grammar will be assessed, and marks awarded in the examination****



HISTORY

In order to complete this exam, you will need to bring the following materials/equipment:

- A blue or black pen

TOPIC	KNOWLEDGE REQUIRED You will need to know and understand:
Categorizing	Political Social Economic Technology
Anne Frank	W5 Her life in the annex
Bias	W5?
Anachronisms	Identify these

****Spelling, punctuation and grammar will be assessed, and marks awarded in the examination****



IRISH


In order to complete this exam, you will need to bring the following materials/equipment:

- A blue or black pen

TOPIC	KNOWLEDGE REQUIRED
	You will need to know and understand:
GREETINGS	<ul style="list-style-type: none">• All Greetings-Maidin Mhaith, Oíche Mhaith, Gabh mo leithscéal etc.• Conversation-• Dia Duit• Cad é mar atá tú?• Tá mé go maith• Tá mé ceart go leor/go measartha• Tá mé go holc/go dona• Cé thusa?• Is mise...• Slán/Slán go fóill/Slán Abhaile
NUMBERS	<ul style="list-style-type: none">• Numbers 0-100• Addition, subtraction, division and multiplication vocabulary
TIME	<ul style="list-style-type: none">• 12 hour time• a chlog – o'clock• i ndiaidh – past• go dtí – to• ceathrú-quarter• leath-half

Use your Booklet to revise.

Ádh Mór Ort!



MATHS

In order to complete this exam, you will need to bring the following materials/equipment:

- A blue or black pen
- Ruler
- Pencil
- Rubber

****This is a non-calculator exam****

TOPIC	KNOWLEDGE REQUIRED You will need to know and understand:
Number	<ul style="list-style-type: none">• Spelling and writing of numbers• Place value – units, tens, hundreds, thousands etc.• Ordering numbers• Round number to nearest 10, nearest 100, etc• Addition and subtraction• Multiplying and dividing whole numbers by 10, 100, 1000 etc.• Long multiplication• Long division
Data Handling	<ul style="list-style-type: none">• Complete and read a tally chart• Complete and read a pictogram• Complete and read bar charts• Read two way tables• Sort data into a Venn diagram – using 2 circles
Fractions, Decimals and Percentages	<ul style="list-style-type: none">• Compare and order decimals• Add and subtract decimals• Write fractions from picture representations• Represent fractions by shading.

****Marks will be awarded for working out, therefore show working out for ALL questions****



RELIGION

In order to complete this exam, you will need to bring the following materials/equipment:

- A blue or black pen
- A pencil
- A rubber

TOPIC	KNOWLEDGE REQUIRED
New Beginnings	<p>You will need to know and understand:</p> <ul style="list-style-type: none">• What people you could turn to for help if you were struggling.• Key facts about Saint Conor.• The key symbols used in the Saint Conor's College School Crest and what they represent.
The Bible	<ul style="list-style-type: none">• What the word Bible means.• How many sections there are in the Bible.• How many years it took to write the Bible.• Some of the different people who helped to write the Bible.• What the word 'Revelation' means.• That the Bible is sometimes known as Sacred Scripture.• The story of the finding of the Dead Sea Scrolls.• How the Bible was written down through the ages.• Information about the evangelists (the 4 gospel writers)• Key information about the gospel writer Mark.• The story in Mark's Gospel of Jesus healing a man with leprosy
Christmas	<ul style="list-style-type: none">• The true meaning of Christmas



SCIENCE

In order to complete this exam, you will need to bring the following materials/equipment:

- A blue or black pen
- A pencil and a rubber
- Calculator

TOPIC	KNOWLEDGE REQUIRED
Investigating Science	<p>You will need to know and understand:</p> <ul style="list-style-type: none"> • Hazards in a laboratory • Suggest ways of reducing hazards in a laboratory • Hazard symbols • Identify 12 pieces of basic lab apparatus • State what each piece of apparatus is used for • Read scales in Science and state the units for volume and temperature • Convert measurements • Calculate the volume of cuboids using the formula $L \times B \times H$ • State hazards involved in using a Bunsen burner • Explain the features of the Bunsen burner. • Burning magnesium experiment
Materials	<ul style="list-style-type: none"> • Understand the meaning of matter • Tell the difference between matter and non-matter • Three states of matter; Solid, Liquid and gas. • Metals and Non-metals • Classification of materials • Properties of Materials • Natural v Man made



TECHNOLOGY & DESIGN

In order to complete this exam, you will need to bring the following materials/equipment:

- A blue or black pen
- A pencil and a rubber
- Colouring Pencils

Topic	Knowledge Required
Health and Safety in the workshop	<ul style="list-style-type: none"> • Recap on rules discussed in class- List at least 5 Health and Safety rules needed for the school workshop. • Understand that PPE is an abbreviation for Personal Protective Equipment. • Be able to discuss the need for PPE in a school workshop. • What PPE is used when in the workshop in school e.g. apron, goggles, dust masks, gloves etc.
Health and Safety signs used in the workshop/construction industry	<ul style="list-style-type: none"> • Discuss, recognise, and know the colour code for the following health and safety signs: • Mandatory • Prohibited • Safety Sign • Warning/Hazard Signs • Give an example of each
Definition of types of plastics	Define the terms thermoplastics and thermosetting plastics. Discuss the properties of these and give an example of each.
Finishing of plastics	<ul style="list-style-type: none"> • Describe the process of finishing off the plastic that was completed in the workshop in the correct order: • Cross File, Draw File, Wet and Dry and Polishing. • Describe each process
Soldering	<ul style="list-style-type: none"> • Label the parts of the soldering equipment used in the workshop. • Understand the health and safety rules surrounded with using this equipment.

EXAMINATION PRAYER

Dear Lord,

**Help me approach my exams
with a clear head and a calm mind.**

**Give me your strength
and your peace**

**and let me do justice to
all that I have learned.**

**Thank you Lord,
for all my talents and gifts.**

AMEN

